

Home Practice Plan


Name: _____

Your phoneme focus this week is /n/

Graphemes: n, nn, ne, gn, kn

Single-syllable words

Activity	Instructions	Practice Tips
Sort the words	Sort the words in the box at the top into their spellings for the /n/ sound.	Remember to say the sounds as you write each word. Finish by reading each word.
Make your own fluency board	Use the words from your word list to make your own fluency board. Read the words on 3 separate days as fast as possible. Time yourself and see if you can beat your time.	You will need a timer for this activity. Record your time on a sheet of paper. Can you go faster each time?
Sketchnotes	Define each of the words by using pictures, words, symbols, arrows, emojis, speech bubbles and sketches.	You can use a dictionary, thesaurus, or your computer to help you. Get creative and have fun defining each of the words.
Match the meaning	Match the words on the left with their meaning on the right.	Talk to an adult about the words. You may need help reading some of the meanings.
Dictation sentences	Have someone read you the words in a sentence and then repeat it slowly, saying one word at a time. Write the sentence. Complete 10 sentences each day.	You will need lined paper or a book for this activity. When you have finished writing, read the sentence aloud. Check your spelling.
Make your own cootie catcher	Cut out a square and fold it to make a cootie catcher. Open it to choose the cootie catcher word. Open it again to reveal a spelling. Write a word that includes this spelling of the sound.	Work with a partner and alternate taking turns.



10-15 minutes practice each day. Keep it fast and fun, using clear and correct pronunciation.

Mark off a picture for each day you practice:

Monday	Tuesday	Wednesday	Thursday	Friday	Saturday	Sunday

Make Your Own Fluency Board

Use the words from your word list to make your own fluency board. Read the words as fast as possible. Time yourself and see if you can beat your time.



1st time:

2nd time:

3rd time:



Name: _____

Phoneme /n/: n, nn, ne, gn, kn

Word List

corn

knob

done

snack

feign

shine

went

sign

Ann

none

Wayne

knee

gnash

one

grunt

Glenn

knock

north

knight

gnarl

inn

known

gnaw

none

knock

Lynn

gone

gnat

Home Practice Plan


Name: _____

Your phoneme focus this week is /n/

Graphemes: n, nn, ne, gn, kn








Single-syllable and multisyllabic words

Activity	Instructions	Practice Tip
Tap it, map it, zap it	Pick 7 words from your word list and complete the TMZ.	One sound for each letter. Say the sounds as you write them.
Word of the week	Read the word of the week and tally how many times you complete each task.	Talk to an adult about the word. Try and use the word during the week in your speaking and writing.
Finish the sentences	Use the words at the top to fill in the missing words.	Re-read each sentence to check that they make sense. Write a sound on each line.
Write a diary entry	You discovered a new animal in Finland. Use the template to write a diary entry about your discovery. Try to include the words provided at the top.	Copy more pages if your diary entry is long. Remember to check for correct spelling and punctuation.
Synonyms for words	Write as many synonyms as you can for each of the words.	A synonym is a word that means the same, such as big and large. You can use a thesaurus to help.
Make your own roll and read game	Use words from your word list to make your own roll and read game. Play the game with a friend on another day.	Remember you must read each word correctly to be able to move your counter forward.



10-15 minutes practice each day. Keep it fast and fun, using clear and correct pronunciation.

Mark off a picture for each day you practice:

						
Monday	Tuesday	Wednesday	Thursday	Friday	Saturday	Sunday

Tally how many times you complete each task.



I heard someone
use the word.

I saw the word in a book,
magazine, newspaper etc.

I described the word
to a friend.

I wrote some words that
rhyme with the word.

I used the word in my
writing at school.

Word of the week:



benign

I looked the
word up in a
dictionary.

I wrote a sentence
using the word.

I used the word when
speaking.

I drew a picture
that shows the
meaning of the
word.



Name: _____

Phoneme /n/: n, nn, ne, gn, kn

Finish the Sentences

Fill in the missing words by writing one sound on each line.

knocked	knead	feign	fern	knew
lawn	nurse	knee	deign	knot
plant	knight's	one	knack	knob

The _____
_____ on the _____.

The _____ trimmed the _____
_____ on the _____.

Do you _____ to _____ a gasp to
get rid of the _____ in your throat?

No _____ how to _____
the dough with a _____.

Home Practice Plan


Name: _____

Your phoneme focus this week is /n/

Graphemes: n, nn, ne, gn, kn








Single-syllable and multisyllabic words

Activity	Instructions	Practice Tip
Choose the correct spelling	Use the picture clues to help you fill in the missing spelling for the /n/ sound.	When you have filled in the missing spelling, reread each of the words.
How many sounds and syllables	Underline the sounds in each word and record how many in the box. Write the whole word and split it into its syllables. Record how many syllables in the box.	Remember to say the sounds as you write your words. Clap the syllables to help you work out how many there are.
Missing punctuation	Read the sentences. Add in the missing punctuation and correct the capitalization.	Did you spot all of the missing punctuation?
Word sort	Sort the words by writing them into the correct box.	Some words may be written more than once.
Write your own sentences	Read the words and underline the sounds in them. Choose 3 words and write a sentence for each one.	Remember to reread your sentences to check that they make sense and for correct punctuation.
Tic-tac-toe	Players take turns to write the words in the grid. The first player to get three words in a row wins.	You will need 2 different colored markers for this game.



10-15 minutes practice each day. Keep it fast and fun, using clear and correct pronunciation.

Mark off a picture for each day you practice:

						
Monday	Tuesday	Wednesday	Thursday	Friday	Saturday	Sunday

Name: _____

Phoneme /n/: n, nn, ne, gn, kn

Choose the Correct Spelling

Fill in the the missing spelling.

nn

gn

ne

n

kn



____apsack



i ____ ta ____ t



si ____




Gle ____




ru ____ ing



sa ____ d




co ____



____ighthood



____ome



su ____ y



____itwear



Way ____

Name: _____

Phoneme /n/: n, nn, ne, gn, kn

Sounds and Syllables

1. Underline the sounds in each word and record how many in the box.
2. Write the whole word and split it into its syllables.
3. Record how many syllables in the box.

<u>e</u> <u>n</u> <u>j</u> <u>o</u> <u>y</u>	4	en / joy	2
encode			
penny			
anyone			
consignment			
doorknob			
arraign			
everyone			
tennis			
November			
connive			

Home Practice Plan


Name: _____

Your phoneme focus this week is /n/

Graphemes: n, nn, ne, gn, kn








Multisyllabic words

Activity	Instructions	Practice tips
Reading & spelling 2/3 syllable words	Underline the sounds in each word. Split the words into 2 or 3 syllables. Write the whole word at the end.	Say the sound as you write each syllable. When you write the whole word say the syllables as you do.
Antonyms for words	Write one antonym for each of the words.	An antonym is a word that means the opposite of another word, such as sad and happy. You can use a thesaurus to help.
Fluency board	Read the words on 3 separate days as fast as possible. Time yourself and see if you can beat your time.	You will need a timer for this activity. Record your time on the sheet of paper. Can you get faster each time?
Word of the week	Read the word of the week and tally how many times you complete each task.	Talk to an adult about the word. Try and use the word during the week in your speaking and writing.
Design a comic strip	Use the template to design a comic strip about a brave astronaut. Try to include the words provided at the top.	Copy more pages if your comic is long. Remember to check for correct spelling and punctuation.
4 in a row game	Play the game with a friend or relative.	Use a paper clip and pencil to make a spinner.



10-15 minutes practice each day. Keep it fast and fun, using clear and correct pronunciation.

Mark off a picture for each day you practice:

 Monday	 Tuesday	 Wednesday	 Thursday	 Friday	 Saturday	 Sunday
--	--	--	---	--	---	---

Name: _____

Phoneme /n/: n, nn, ne, gn, kn

Design a comic strip about a foreign bunny

Use the template below to design your comic strip.

Words to include in your comic strip:

bunny

foreign

Finland


door knob

everyone

knickers

undone

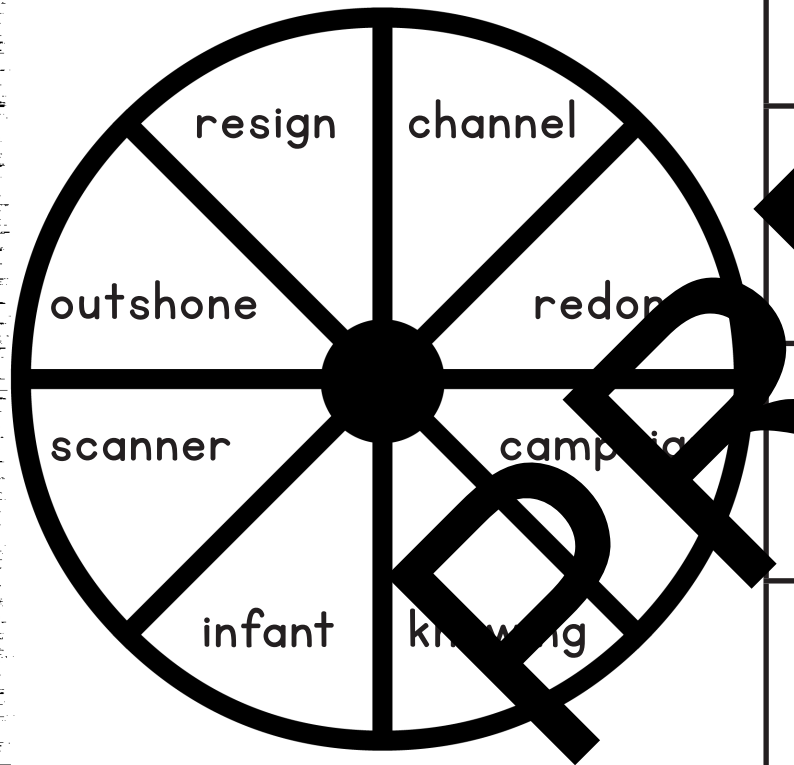
animal



n, nn, ne, gn, kn

4 in a Row

Play with 2 different colored markers. Take turns to spin a word, read it and write it on the grid. The winner is the first player to get 4 words in a row in any direction.



About This Pack

Welcome to Phonics Homework: Set 43! This literacy pack is part of a comprehensive **Phonics Scope and Sequence** with eight levels and 57 sets, designed to help students master foundational reading and writing skills. This individual packet is specifically for Level 7 and Set 43 from the Scope and Sequence.

Purpose Of Phonics Homework: Set 43

This pack is designed to help students master the foundational skills of reading and writing by focusing on developing phonemic awareness, phonics knowledge, and reading fluency. This packet specifically focuses on the phoneme /n/ and graphemes n, ne, g, kn.

Contents Of Phonics Homework: Set 43

This resource contains four weekly packs of homework activities. You can use them in order or pick and choose which weekly packs suit the individual needs of your students. Each weekly pack includes the following:

1. **Phonics Knowledge:** The pack is organized by phonics knowledge and includes 1-, 2- and 3-syllable words so that teachers can differentiate for student abilities.
2. **High-Frequency Words:** Each pack provides practice with high-frequency words, ensuring students develop their reading and writing skills in context.



About This Pack

3. Worksheets, Printable Activities, and Games: Each pack contains a mix of worksheets, printable activities, and games that are engaging and fun for students.
4. Cover Sheet: Each pack contains a cover sheet with clear instructions for parents and a tracking system for students, making it easy for everyone to stay on track and monitor progress.
5. Phonics Skills: The packs allow students to practice the phonics skills of blending, segmenting, and phoneme manipulation.
6. Fluency, Vocabulary, and Punctuation: The packs provide activities for developing fluency, vocabulary, and punctuation, ensuring students build a strong foundation for lifelong literacy skills.

How Teachers Can Use Phonics Homework: Set 43

The pack is a versatile resource that teachers and literacy specialists can use in various ways. Here are some ways you can use the pack to support your students' literacy development:

1. Homework: This set is designed to be used as a weekly homework resource for students. Teachers can assign one weekly pack at a time or allow students to work through the packs at their own pace.
2. Independent Practice: The pack contains a mix of worksheets, printable activities, and games that students can complete independently or with minimal teacher guidance, making it an ideal resource for independent practice.



About This Pack

3. Small Group Instruction: Teachers can use the pack as a resource for small group instruction, either by assigning specific activities to groups of students or by using the activities as a basis for guided reading or other small group literacy instruction.
4. Differentiation: Set 43 is organized by phonics knowledge and includes 1-, 2-, and 3-syllable words, making it easy for teachers to differentiate instruction based on the individual needs of their students.
5. Assessments: The pack includes a tracking system for students, which makes it easy for teachers to assess student progress and identify areas where additional instruction or support may be needed.
6. Intervention: Teachers can use this set as an intervention resource for students struggling with phonics, providing additional support to build their literacy skills.
7. Enrichment: The pack can also be used as an enrichment resource for students who have already mastered the phonics skills covered in the pack, by assigning the more challenging activities or by using the pack as a basis for extension activities or projects.

Phonics Homework: Set 43 is a valuable resource for teachers and literacy specialists who want to support their students' phonics development in a structured and comprehensive way. With its focus on phonemic awareness, differentiated instruction, engaging activities, and clear instructions, this set can help teachers create a strong foundation for their students' lifelong literacy skills.

