
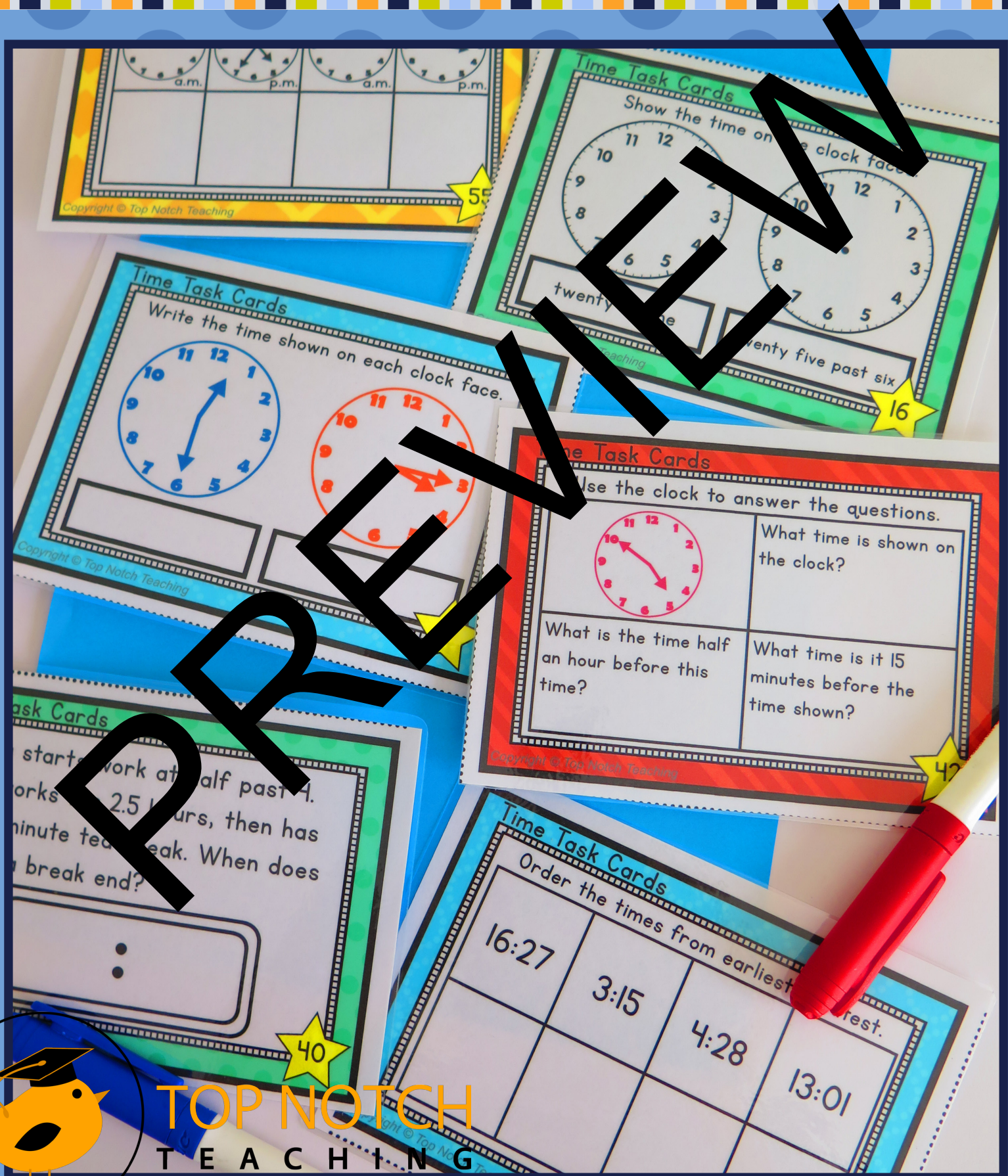


Time Task Cards



About This Pack

Task cards are a fantastic way to help your students to review and practice particular concepts and skills you've taught, so they are perfect for math centers, early finishers, and remediation.

If you're not familiar with task cards, they are a set of cards with questions or mini-activities on them for your students to complete.

The cards in this pack focus on the following time concepts:

- Telling the time on an analog clock;
- Showing the time on an analog clock;
- Writing the time in different ways;
- Using analog and digital time interchangeably;
- Working out elapsed time;
- Showing elapsed time; and
- Ordering time.

There is a mix of analog, digital and 24-hour time activities to allow your students to review and consolidate their understanding of time thoroughly.

Also included are answer cards so that your students can check their answers – the following page details how you can prepare and use the task cards.



How To Use

You will need the following items to make the task cards.

- Paper or thick card stock;
- Laminating pouches;
- Dry erase markers; and
- The task cards found on the following pages.

Print each set of task cards on your paper or card. Once each set of task cards is printed, cut along the dotted lines to form four task cards.

For durability, and so the cards can be reused, laminate each task card.

Your students then use the dry erase markers to write on the answers to the questions. Alternatively, students can answer the task card questions on a sheet of paper or in their math book. To finish, students use the answer cards to check their answers.


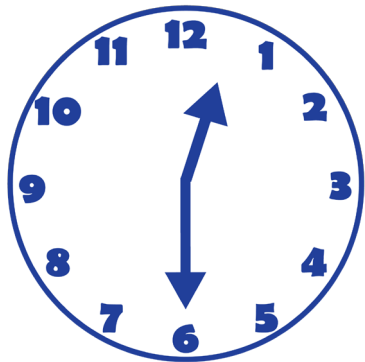
There are many ways you can use the time task cards, including:

- Independent practice in class;
- Small group work;
- Part of a math station or center;
- Review and remediation; and
- Home practice and consolidation.



Time Task Cards

Write the time shown on each clock face.




Copyright © Top Notch Teaching



Time Task Cards

Write the time shown on each clock face.

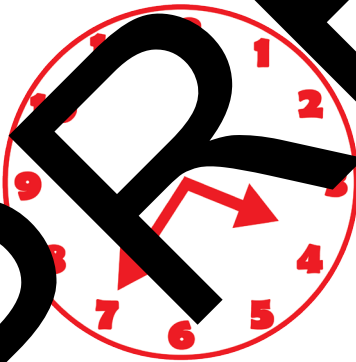
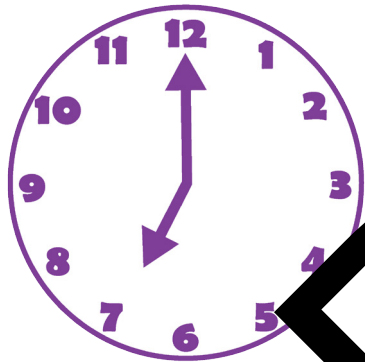


Copyright © Top Notch Teaching



Time Task Cards

Write the time shown on each clock face.





Copyright © Top Notch Teaching



Time Task Cards

Write the time shown on each clock face.

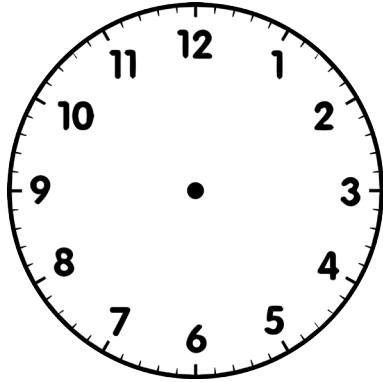


Copyright © Top Notch Teaching

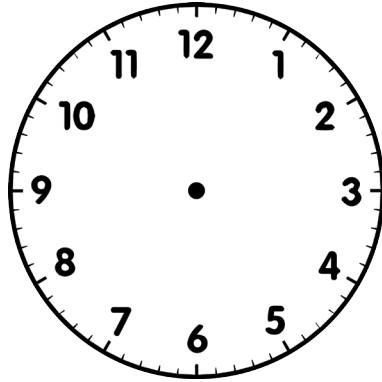


Time Task Cards

Show the time on the clock faces.



twenty past eight




quarter to twelve

13

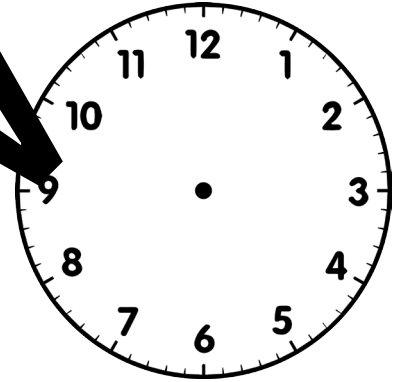
Copyright © Top Notch Teaching

Time Task Cards

Show the time on the clock faces.



half past three



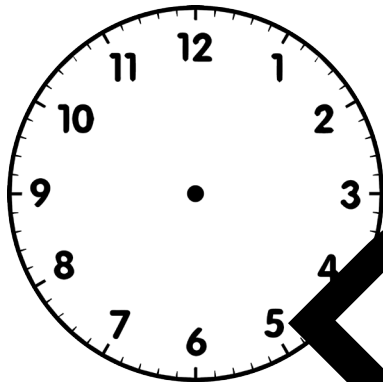
quarter past nine

14


Copyright © Top Notch Teaching

Time Task Cards

Show the time on the clock faces.



five to four



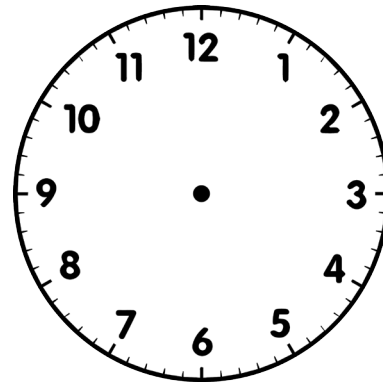
ten past ten

15

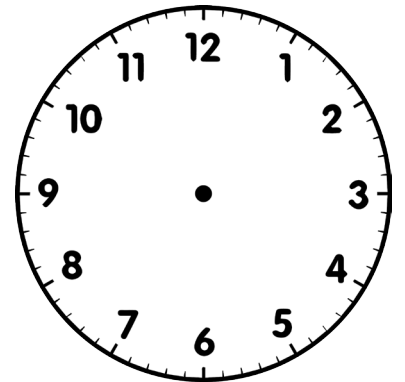
Copyright © Top Notch Teaching

Time Task Cards

Show the time on the clock faces.



twenty to one



twenty five past six

16

Copyright © Top Notch Teaching

Time Task Cards

Write the time below in three other ways.

quarter to six

21

Copyright © Top Notch Teaching

Time Task Cards

Write the time below in three other ways.

4:30

22

Copyright © Top Notch Teaching

Time Task Cards

Write the time below in three other ways.

13:55

23

Copyright © Top Notch Teaching

Time Task Cards

Write the time below in three other ways.


ten past two

24

Copyright © Top Notch Teaching

Time Task Cards

Daniel went to the pool at 20 past 4. He swam for 15 minutes. When did he stop swimming?




37

Copyright © Top Notch Teaching

Time Task Cards

Mark had a doctor's appointment at half past 4. He had to wait twenty minutes. What time did he see the doctor?




38

Copyright © Top Notch Teaching

Time Task Cards

Pam left home at quarter to 8 to go to school. She arrived at school after a 10 minute bus trip and a 10 minute walk. When did she arrive at school?




39

Copyright © Top Notch Teaching

Time Task Cards

Linda starts work at half past 4. She works for 2.5 hours, then has a 20 minute tea break. When does her tea break end?



40

Copyright © Top Notch Teaching

Time Task Cards

Use the clock to answer the questions.



What time is shown on the clock?

Write the time 10 minutes before this time.


Write the time 1 hour after the time shown.

41

Copyright © Top Notch Teaching

Time Task Cards

Use the clock to answer the questions.



What time is shown on the clock?

What is the time half an hour before this time?

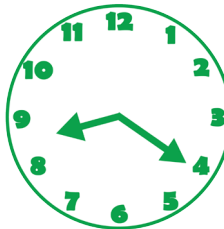
What time is it 15 minutes before the time shown?

42

Copyright © Top Notch Teaching

Time Task Cards

Use the clock to answer the questions.



What time is shown on the clock?

Write the time 30 minutes before this time.

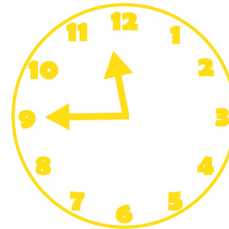
Write the time 2 hours after the time shown.

43

Copyright © Top Notch Teaching

Time Task Cards

Use the clock to answer the questions.



What time is shown on the clock?

What time is it 20 minutes after the time shown?

Write the time 40 minutes before this time.


44

Copyright © Top Notch Teaching

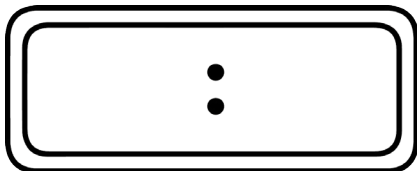
Time Task Cards

Use the clocks to show times to match the elapsed time label.

Start



Finish



Elapsed time:

2 hours 10 minutes


49

Copyright © Top Notch Teaching

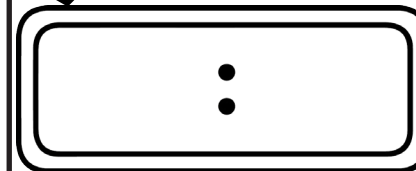
Time Task Cards

Use the clocks to show times to match the elapsed time label.

Start



Finish



Elapsed time:

3 hours 20 minutes

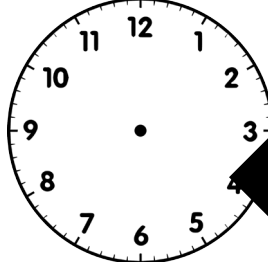
50

Copyright © Top Notch Teaching

Time Task Cards

Use the clocks to show times to match the elapsed time label.

Start



Finish



Elapsed time:

2 hours 50 minutes

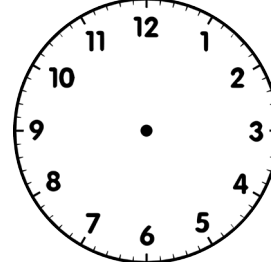
51

Copyright © Top Notch Teaching

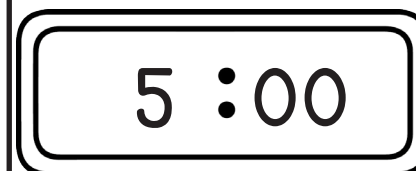
Time Task Cards

Use the clocks to show times to match the elapsed time label.

Start



Finish



Elapsed time:

4 hours 30 minutes

52

Copyright © Top Notch Teaching

Time Task Cards

Order the times from earliest to latest.

16:27	3:15	4:28	13:01

57

Copyright © Top Notch Teaching

Time Task Cards

Order the times from earliest to latest.

8:15	7:59	7:49	8:30

58

Copyright © Top Notch Teaching

Time Task Cards

Order the times from earliest to latest.

22:52	18:00	21:59	23:52

59

Copyright © Top Notch Teaching

Time Task Cards

Order the times from earliest to latest.

15:47	17:01	5:01	3:47

60

Copyright © Top Notch Teaching

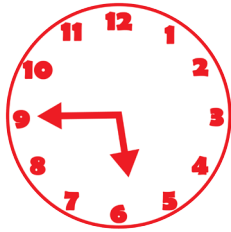
Time Answer Cards

Write the time below in three other ways.

quarter to six

5:45 or 17:45

15 minutes to
six



21


Copyright © Top Notch Teaching

Time Answer Cards

Write the time below in three other ways.

half past four 4:30 or 16:30

30 minutes
past four



22

Copyright © Top Notch Teaching

Time Answer Cards

Write the time below in three other ways.

five to two

55 minutes
past one

13:55 or 1:55



23

Copyright © Top Notch Teaching

Time Answer Cards

Write the time below in three other ways.

2:10 or 14:10

10 minutes
past two

ten past two



24

Copyright © Top Notch Teaching

Time Answer Cards

Bob went swimming at 3:45 p.m. He stopped swimming at 4:05 p.m. How long did Bob swim for?

Bob swam for 20 minutes.

29

Copyright © Top Notch Teaching

Time Answer Cards

Tess left home for school at 8:25 a.m. She reached school at 8:37 a.m. How long did it take Tess to get to school?

It took 12 minutes to reach school.

30

Copyright © Top Notch Teaching

Time Answer Cards

Emily went to karate at 4:30 p.m. She finished the class at 5:25 p.m. How long did the class go for?

The karate class went for 55 minutes.

31

Copyright © Top Notch Teaching

Time Answer Cards

The train left at 10:00 p.m. It arrived at 1:00 a.m. How long was the trip?

The train trip took 3 hours.

32

Copyright © Top Notch Teaching